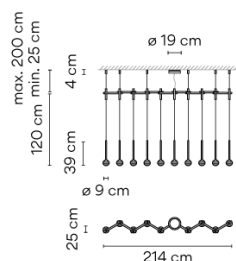








Model Sheet



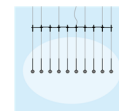
Optional: Extra cable length
Min. quantity, upcharge and extra lead time apply [EN]

Finish	18 Graphite ADAPTA RF 9913 WX
	93 White RAL 9016
LED temperature color	2700 K / 3500 K
Dimming	Push; 1-10V; DALI-2 / Casambi
Installation type	Surface Canopy
Materials	Sphere: Blown glass Glass fastening: Aluminum Diffuser: PC- Polycarbonate Pendant structure: Steel
Light source	10 x LED 3,15W 1050mA 
LED	CRI>90 3123 lm 99 2700 K / 3500 K
Driver	Constant Current 1050 100~240 V V 50~60 Hz HZ
Remarks	Request built-in canopy at www.vibia.com The steel cables that go from the structure to the ceiling are the only ones that allow the height of the lamp to be adjusted. The installation manual describes how to do this and how to cut the cables.
	  Dimmable LED
	   IP20 Bi-volt 50-60Hz
Application	Hanging lamps
Packaging	2 Box 2,43 m x 0,471 m x 0,18 m Gross weight 15,5 Net weight 10,5 Vol. 0,327

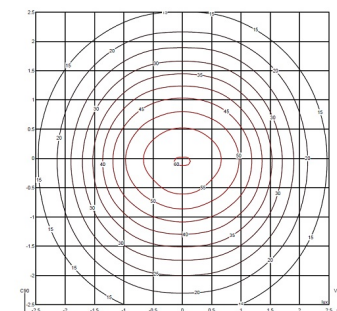
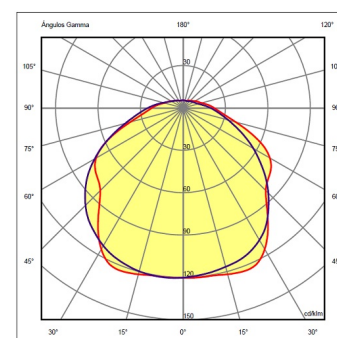
Lighting effect

General lighting

Lamp for general lighting that equally distributes the light in all directions.



Photometric Data



Efficiency	49.58%
Coordinate System	CG
Total Flux	3123 lm
Maximum Value	123.32 cd/klm

Other Applications

