

Duo petra

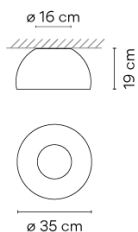
4875

Design By Ramos & Bassols

Duo Petrea is a surface installation ceiling lamp where the interior features the natural appearance of slate. The Duo Petrea ceiling light becomes a focal point without needing to be suspended.

VIBIA

Model Sheet

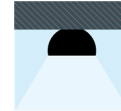


Finish	58 Cream RAL 7044
	18 Graphite ADAPTA RF 9913 WX
	93 White RAL 9016
LED temperature color	2700 K / 3500 K / Tunable White
Dimming	DALI / CASAMBI / PUSH 1-10V
Installation type	Surface Canopy
Materials	Inner structure: Slate
Light source	1 x LED PLATE 12W 350mA
LED	CRI>90 1100 lm 91.66 2700 K / 3500 K / Tunable White
Driver	Constant Current 350 110~240 V V 50~60 Hz HZ
Application	Ceiling Lamps
Packaging	1 Box 0.436 m x 0.436 m x 0.348 m Gross weight 5 Net weight 4 Vol. 0.0661

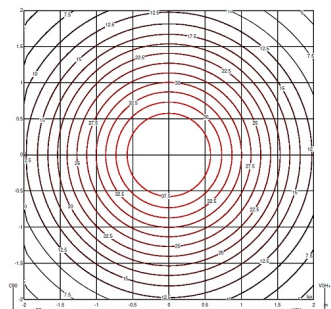
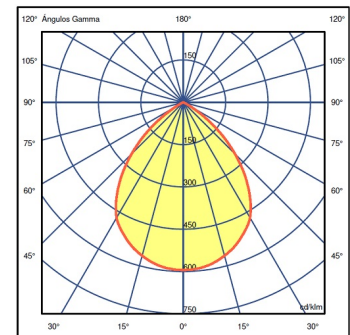
Lighting effect

General

First layer of basic, general illumination



Photometric Data



Efficiency	45.317 lm/W
Coordinate System	CG
Total Flux	571.0 lm
Maximum Value	594.57 cd/klm

All of our products come with a five-year warranty. Check our legal terms at www.vibia.com/warranty

Vibia Lighting, S.L.U.

Office / Oficina
Progrés 4-6. 08850 Gavà. Barcelona, Spain.

International T +34 934 796 971
Spain / Portugal T +34 934 796 970

customer.service@vibia.com
vibia.com