

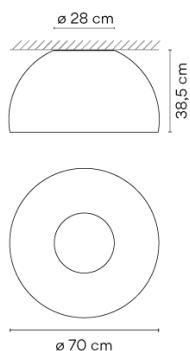

Duo petra

4879

Design By Ramos & Bassols

Duo Petrea is a surface installed ceiling light where the interior features the natural appearance of slate. The Duo Petrea ceiling light becomes a focal point without needing to be suspended.

Model Sheet



Finish

- 18 Graphite
ADAPTA RF 9913 WX
- 93 White
RAL 9016
- 58 Cream
RAL 7044

LED temperature color

2700 K / Tunable White

Dimming

PUSH 1-10V DALI / CASAMBI / DALI

Installation type

Surface Canopy

Materials

Inner structure: Slate

Light source

1 x LED PLATE 26W 500mA



LED

CRI>90 2206 lm 98
2700 K / Tunable White

Driver

Constant Current 500 110-240
V V 50-60 Hz HZ



F Dimmable LED



IP20 Bi-volt 50-60Hz

Application

Ceiling Lamps

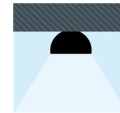
Packaging

1 Box
0.593 m x 0.785 m x 0.785 m
Gross weight 16
Net weight 14
Vol. 0.3654

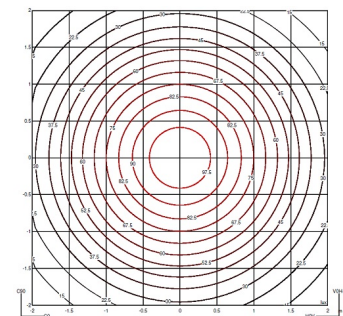
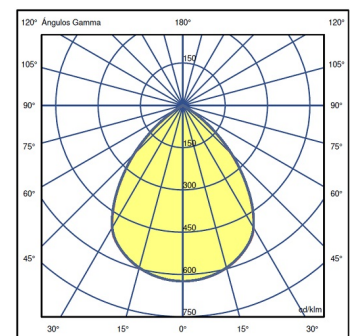
Lighting effect

General

First layer of basic, general illumination



Photometric Data



Efficiency

46.739 lm/W

Coordinate System

CG

Total Flux

1201.8 lm

Maximum Value

623.60 cd/klm

All of our products come with a five-year warranty. Check our legal terms at www.vibia.com/warranty

Vibia Lighting, S.L.U.

Office / Oficina
Progrés 4-6. 08850 Gavà. Barcelona, Spain.

International T +34 934 796 971
Spain / Portugal T +34 934 796 970

customer.service@vibia.com
vibia.com