

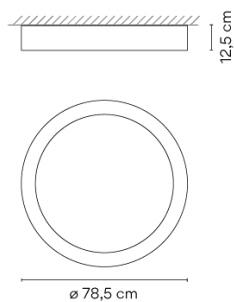

Duo petra

4873

Design By Ramos & Bassols

Duo Petrea is a surface installation ceiling light where the natural appearance of slate on the inside is combined with the technical elegance of the aluminium metal casing on the outside. Its large dimensions and diffuse lighting help illuminate large spaces with a single electrical connection.

Model Sheet



Finish

- 18 Graphite
ADAPTA RF 9913 WX
- 93 White
RAL 9016
- 58 Cream
RAL 7044

LED temperature color 2700 K / Tunable White

Dimming PUSH 1-10V DALI / DALI

Installation type Surface Canopy

Materials Inner structure: Slate

LED  CRI>90 3958.8 lm 98
2700 K / Tunable White

Driver Constant Current 500 110~240
V V 50~60 Hz HZ

 **Dimmable**  **LED**  **IP20**
 **Bi-volt**  **50-60Hz**

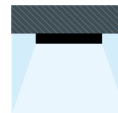
Application Ceiling Lamps

Packaging 1 Box
0.896 m x 0.882 m x 0.249 m
Gross weight 19
Net weight 17
Vol. 0.1967

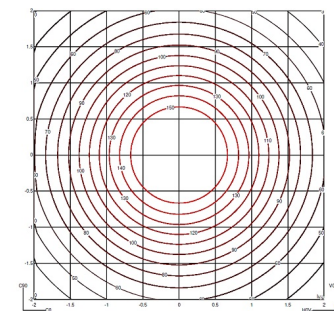
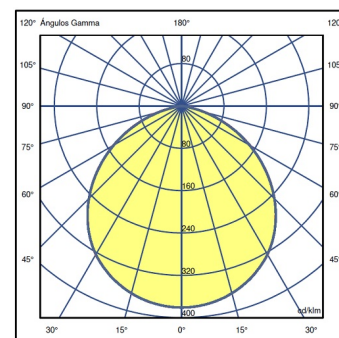
Lighting effect

General

First layer of basic, general illumination



Photometric Data



Efficiency 77,317 lm/W
Coordinate System CG
Total Flux 3580,0 lm
Maximum Value 380.69 cd/klm

All of our products come with a five-year warranty. Check our legal terms at www.vibia.com/warranty

Vibia Lighting, S.L.U.

Office / Oficina
Progrés 4-6. 08850 Gavà. Barcelona, Spain.

International T +34 934 796 971
Spain / Portugal T +34 934 796 970

customer.service@vibia.com
vibia.com